


# TOYOTA 70/200 SERIES EGR BLANKING INSTALL GUIDE





**CHIP** **TT**  
DIESEL PERFORMANCE SOLUTIONS

**REMOVE  
INTERCOOLER**





**CHIP** **TT**  
DIESEL PERFORMANCE SOLUTIONS



**REMOVE THE INTERCOOLER TO GAIN  
ACCESS TO THE EGR INLET PIPE**




**CHIP TT**  
DIESEL PERFORMANCE SOLUTIONS



**REMOVE THE 4 BOLTS  
AND PULL THE PIPE LOOSE**




**CHIP** **TT**  
DIESEL PERFORMANCE SOLUTIONS



**THIS PICTURES SHOWS ONE OF THE REASONS WE INSTALL THIS MOD. YOU CAN SEE THE SOOT SITTING IN THE PIPE.**



**CHIP** **TT**  
DIESEL PERFORMANCE SOLUTIONS



**PLACE THE BLANKING PLATE WITH THE 10MM HOLE AT THE CROSS-OVER PIPE. THE 10MM HOLE IS NEEDED TO CREATE A PRESSURE BALANCE.**



**CHIP TT**  
DIESEL PERFORMANCE SOLUTIONS

**REINSTALL IN THE REVERSE  
ORDER BEING CAREFUL TO TIGHTEN  
WELL THE INTERCOOLER PIPING.  
YOU'RE DONE.**





**DIESEL PERFORMANCE SOLUTIONS**  
**POWER WHEN YOU NEED IT**

**1800 78 48 82**

[www.chipit.com.au](http://www.chipit.com.au)

[sales@chipit.com.au](mailto:sales@chipit.com.au)

For legal eagles we must write:

**- For Race Use Only -**